

OFITRES

TONO





TONO

👤 Upper-middle class. High-medium price.

Operational Tables, Executive Desks and Meeting Tables.

The TONO desk collection, with its wide range of possibilities and details, can be used to furnish any workstation. A functional and elegant collection that transforms offices into modern places and enhances the image of the workspace.

TONO Table

The Tono collection is born from the union between the oval standing and a rectangular crossbar compendium. These two simple joined shapes give the personality, design, robustness, and simplicity to the Tono tables.

Tono Operational Tables have a depth of 80 cm. They are composed of single tables, return tables and benches.

Tono Executive Desks have a depth of 80 cm. They are composed of return desks and desks with Credenza. Modesty panels are available in both versions.

The Credenza has shelf space and three drawers with Tono pullers and key. Two sliding doors help cover the shelves.

Tono Meeting Tables have a depth of 80 cm and 160 cm. 80 cm-depth tables can have a length up to 200 cm, while 160 cm-depth meeting tables work with extensions from 120 to 200 cm, so there are no length limits.

The electrification of Tono is very well solved with a system of horizontal, vertical, and top access trays.

Tono offers the possibility of using separating, self-supporting, and fixed screens. These can be in all the finishes available in our catalog (whether upholstered or not).

Material:

Bilaminate Worktops

Chipboard 19 mm-thick tabletops, glued with synthetic resins, of an average density of 650 kg/m³.


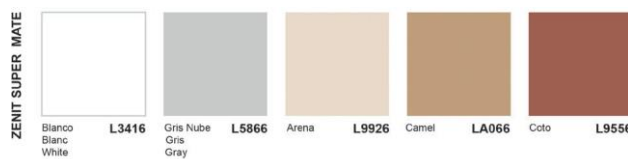
Worktops: Luxe, Zenit & Synchron

18 mm-thick worktops manufactured in our production plants. Contemporary chromatic choices. Excellent design and quality.

Luxe: it is a high-resistance gloss lacquered surface with mirror effect and anti-fingerprints.


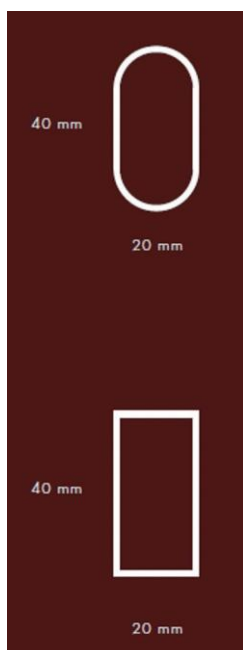
Zenit: it is a supermate lacquered surface with silky and anti-fingerprint finish.

Synchron: it is a textured surface. Its design and embossed finish complement each other to reach higher natural decorative levels.



Metallic structure

Cold laminated steel-plate, coated with **OVEN-CURED SMOOTH** epoxy powder finishing in black (ral 9005) and white (ral 9003) with a 70-micron medium thickness layer. Structures are made up of 2 mm-thick oval legs of 60 x 30 mm, 3 mm-thick crosspieces of 50 x 30 mm, and 2 mm-thick beams of 50 x 30 mm.



MESAS TONO

Mesa inicial rectangular

120 x 80 x 74 cm	47.2 x 31.5 x 29.1 in
140 x 80 x 74 cm	55.1 x 31.5 x 29.1 in
160 x 80 x 74 cm	63.0 x 31.5 x 29.1 in
180 x 80 x 74 cm	70.9 x 31.5 x 29.1 in
200 x 80 x 74 cm	78.8 x 31.5 x 29.1 in



Ala para mesa rectangular

80 x 60 x 74 cm	31.5 x 23.6 x 29.1 in
100 x 60 x 74 cm	39.4 x 23.6 x 29.1 in
120 x 60 x 74 cm	47.2 x 23.6 x 29.1 in



Mesa auxiliar

100 x 60 x 74 cm	39.4 x 23.6 x 29.1 in
120 x 60 x 74 cm	47.2 x 23.6 x 29.1 in
140 x 60 x 74 cm	55.1 x 23.6 x 29.1 in
160 x 60 x 74 cm	63.0 x 23.6 x 29.1 in
180 x 60 x 74 cm	70.9 x 23.6 x 29.1 in
200 x 60 x 74 cm	78.8 x 23.6 x 29.1 in



Mesa mueble ala

160 x 80 x 74 cm	63.0 x 31.5 x 29.1 in
180 x 80 x 74 cm	70.9 x 31.5 x 29.1 in
200 x 80 x 74 cm	78.8 x 31.5 x 29.1 in



Mueble ala

160 x 64 x 67.5 cm	63.0 x 23.6 x 26.6 in
--------------------	-----------------------



Mesa doble

120 x 160 x 74 cm	47.2 x 63.0 x 29.1 in
140 x 160 x 74 cm	55.1 x 63.0 x 29.1 in
160 x 160 x 74 cm	63.0 x 63.0 x 29.1 in
180 x 160 x 74 cm	70.9 x 63.0 x 29.1 in
200 x 160 x 74 cm	78.8 x 63.0 x 29.1 in



Extensión para mesa doble

120 x 160 x 74 cm	47.2 x 63.0 x 29.1 in
140 x 160 x 74 cm	55.1 x 63.0 x 29.1 in
160 x 160 x 74 cm	63.0 x 63.0 x 29.1 in
180 x 160 x 74 cm	70.9 x 63.0 x 29.1 in
200 x 160 x 74 cm	78.8 x 63.0 x 29.1 in



Final para mesa doble

120 x 160 x 74 cm	47.2 x 63.0 x 29.1 in
140 x 160 x 74 cm	55.1 x 63.0 x 29.1 in
160 x 160 x 74 cm	63.0 x 63.0 x 29.1 in
180 x 160 x 74 cm	70.9 x 63.0 x 29.1 in
200 x 160 x 74 cm	78.8 x 63.0 x 29.1 in

